

Incis, Numinous & Acumis

A sophisticated range of linear fixtures with many designs to choose from, reflector-based modular lighting system providing various beam options including wallwash & diffused linear fixture range with regular as well as deep-recessed models for general lighting applications powered by standard extendable LED modules to create custom lengths

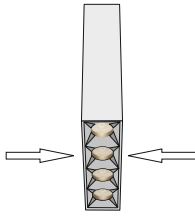




Project - Boston Consulting Group BKC
Mumbai, India

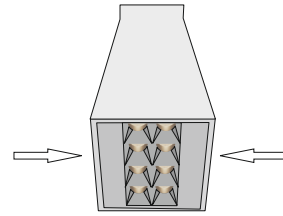
Incis - Features

Incis Lean





Extremely thin 16mm wide linear profile with brilliant glare control for absolute visual comfort provided with grid based multi-lamp optics

Incis Tribeca



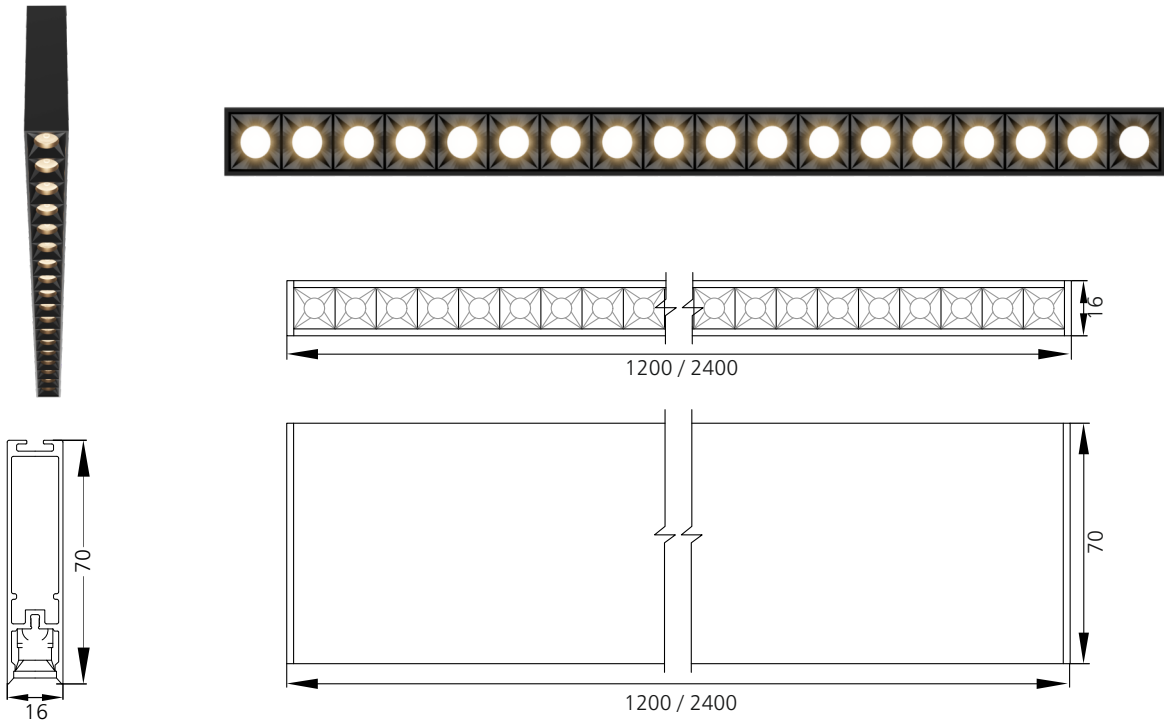
An innovative design linear profile with brilliant glare control for absolute visual control provided with twin line grid based multi-lamp optics



Incis

LED High Power 3 Step MacAdam L90-B10 60,000Hrs	Typ CRI 92	Body Finish Matt Black	Reflector Finish Matt Black	IP Rating IP20	Dimming Options Non Dim Triac Analog Dali
---	----------------------	----------------------------------	---------------------------------------	--------------------------	--

Incis - Lean



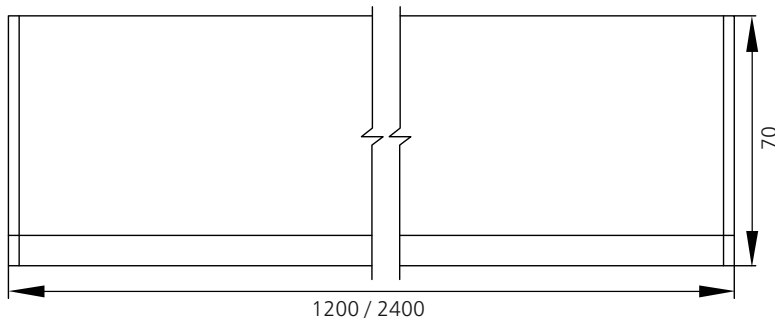
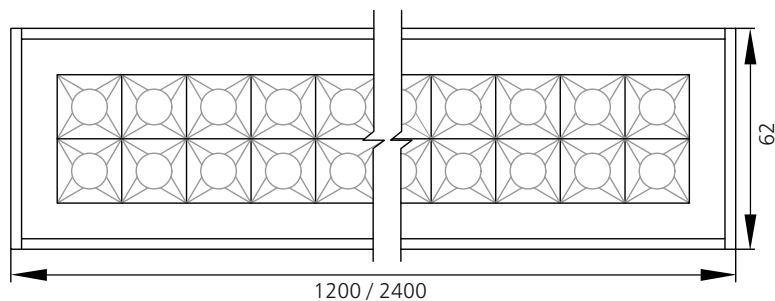

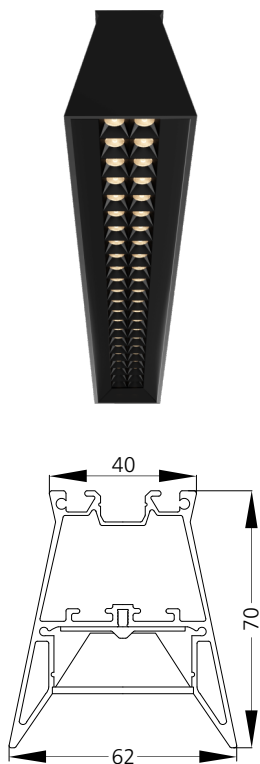
Lean
#2218

Power	1200MM - 24W	2400MM - 48W
Lumen / CCT	2562lm - 2700K 2622lm - 3000K 2706lm - 4000K	5124lm - 2700K 5244lm - 3000K 5412lm - 4000K
UGR	< 19	< 19
Beam Angle	24°	24°
Driver Placement	Remote	Remote

Incis

LED	Typ CRI	Body Finish	Reflector Finish	IP Rating	Dimming Options
High Power 3 Step MacAdam L90-B10 60,000Hrs	92	Matt Black	Matt Black	IP20	Non Dim Triac Analog Dali

Incis - Tribeca


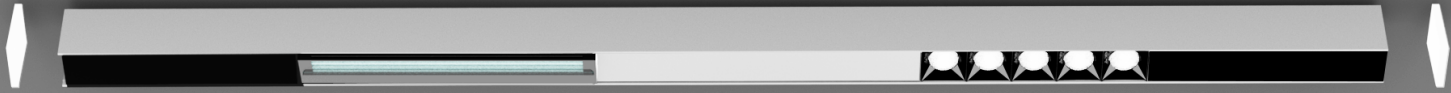


Tribeca
#2219

	1200MM - 36W	2400MM - 72W
Power	1200MM - 36W	2400MM - 72W
Lumen / CCT	3852lm - 2700K 3936lm - 3000K 4068lm - 4000K	7704lm - 2700K 7872lm - 3000K 8136lm - 4000K
UGR	<19	<19
Beam Angle	24°	24°
Driver Placement	In-built	In-built

Numinous - Features

A complete modular profile based system with the option to add downlight modules, wallwash modules, diffused linear modules and even blanks where no light is needed.



Blank

Wash

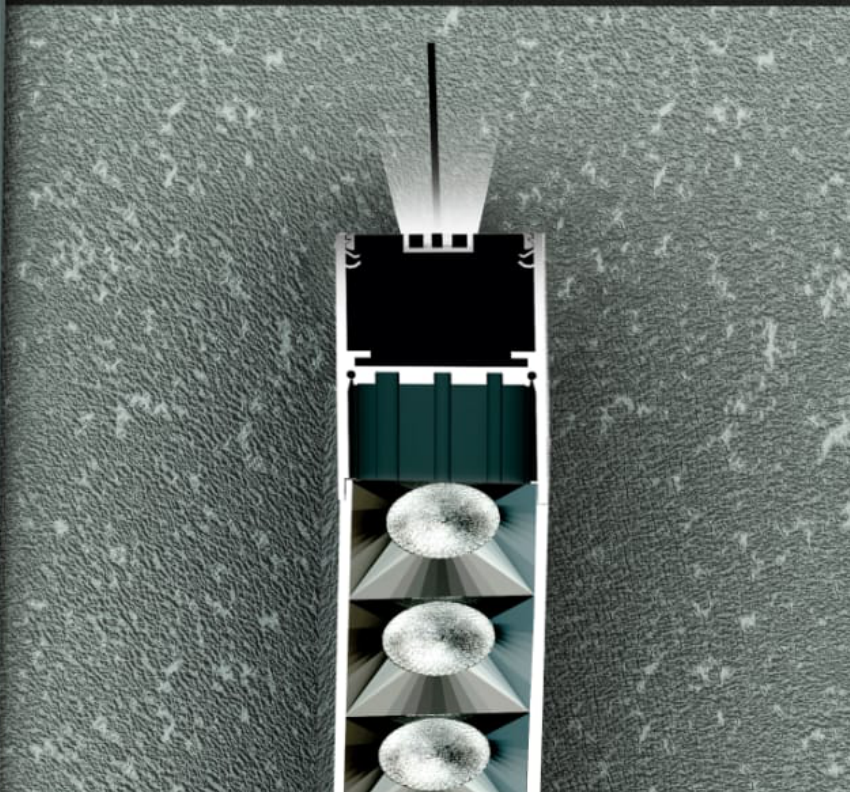

Diffused

Brick

Blank

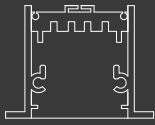
Recessed - M

Pendant - M

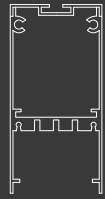


Build Your Fixture

Select the Profile



Recessed



Pendant

Select the Shapes



L - Module



+ - Module

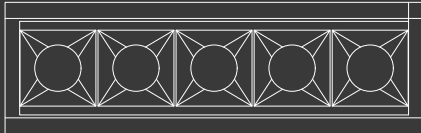


X - Module

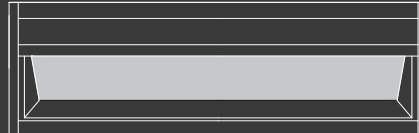


Custom

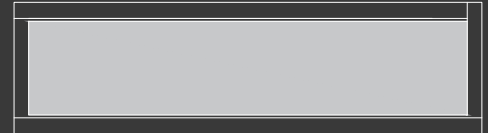
Select the Modules



Brick




Wash




Diffused

Recessed - L



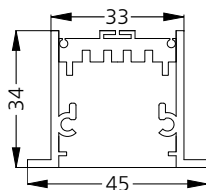
Pendant - L



Numinous - Profile



Recessed M
#2120



Connection Module

L - Module



300x33x34-2

+ - Module



300x33x34-4

X - Module



300x33x34-4

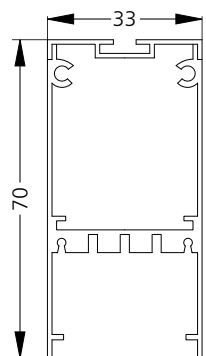
Custom



300x33x34-2



Pendant M
#2121



Connection Module

L - Module



300x33x70-2

+ - Module



300x33x70-4

X - Module



300x33x70-4

Custom



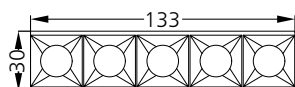
300x33x70-2

Note : The maximum capacity of the individual module is 10W per 133mm for Numinous M but the maximum capacity of the profile in which the modules are placed in a continuous length is 20W/m for Numinous M profile.

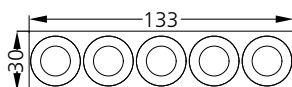
Numinous - Modules

LED	Typ CRI	Body Finish	Reflector Finish	IP Rating	Dimming Options	Filter Options
High Power 3 Step MacAdam L90-B10 60,000Hrs	92	Matt White Matt Black	Specular Pearl Black	IP20	Non Dim Triac Analog Dali	NA

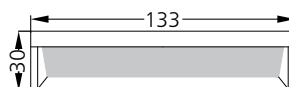
Numinous Modules



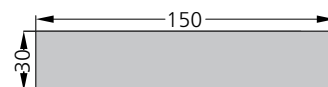
Module M - Brick 133
#2123



Module M - Circle 133
#2124



Module M - Wash 133
#2126



Module M - Diffused 150
#2127

Power	10W - 250mA	10W - 250mA	10W - 250mA	3W - 24V
Lumen / CCT	895lm - 2700K 915lm - 3000K 945lm - 4000K	895lm - 2700K 915lm - 3000K 945lm - 4000K	785lm - 2700K 805lm - 3000K 830lm - 4000K	264lm - 2700K 273lm - 3000K 279lm - 4000K 288lm - 6500K
UGR	<16	<16	<16	<19
Beam Angle	15° 24° 38° 60°	15° 24° 38°	Wallwash	Diffused
Driver Placement	Remote	Remote	Remote	Remote



Uplight Component - Svelte Series
#2001 / #2002

Numinous - Recessed

LED
High Power
3 Step MacAdam
L90-B10 60,000Hrs

Typ CRI
92


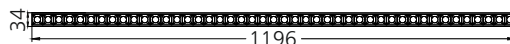
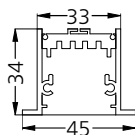
Trim Finish
Matt White
Matt Black

Reflector Finish
Specular
Pearl Black

IP Rating
IP20

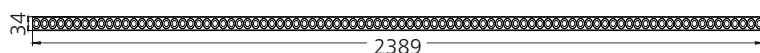
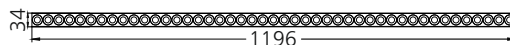
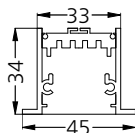
Dimming Options
Non Dim
Triac
Analog
Dali

Filter Options
NA



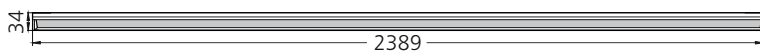
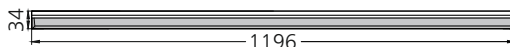
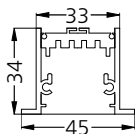

Power | 1196MM-24W/2389MM-48W
Lumen / CCT | 2148lm/4296lm - 2700K
2196lm/4392lm - 3000K
2268lm/4536lm - 4000K
UGR | < 16
Beam Angle | 15° 24° 38° 60°
Driver Placement | Remote

Recessed M - Brick
#2134



Power | 1196MM-24W/2389MM-48W
Lumen / CCT | 2148lm/4296lm - 2700K
2196lm/4392lm - 3000K
2268lm/4536lm - 4000K
UGR | < 16
Beam Angle | 15° 24° 38°
Driver Placement | Remote

Recessed M - Circle
#2135



Power | 1196MM-24W/2389MM-48W
Lumen / CCT | 1884lm/3768lm - 2700K
1932lm/3864lm - 3000K
1992lm/3984lm - 4000K
UGR | < 16
Beam Angle | Wallwash
Driver Placement | Remote

Recessed M - Wash
#2136

Numinous - Pendant

LED
High Power
3 Step MacAdam
L90-B10 60,000Hrs

Typ CRI
92

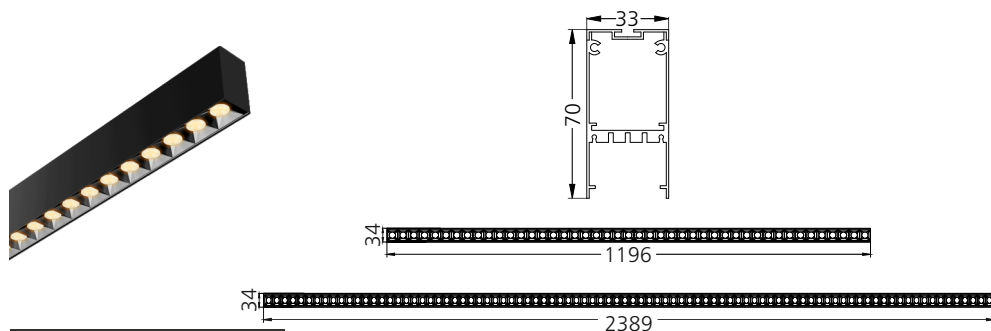
Body Finish
Matt White
Matt Black

Reflector Finish
Specular
Pearl Black

IP Rating
IP20

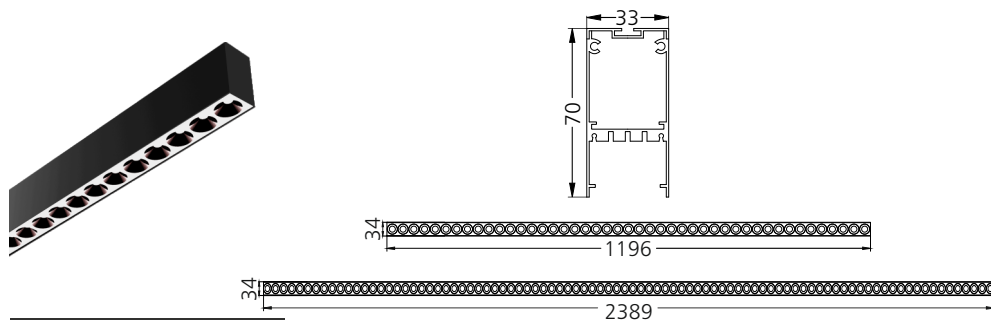
Dimming Options
Non Dim
Triac
Analog
Dali

Filter Options
NA



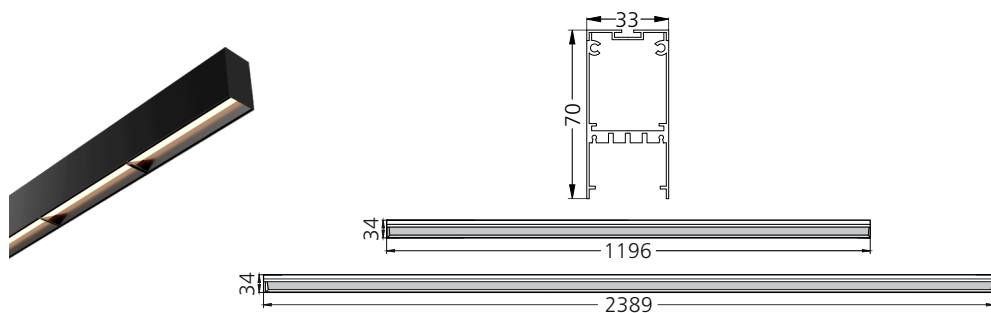
Pendant M - Brick
#2137

Power | 1196MM-24W/2389MM-48W
Lumen / CCT | 2148lm/4296lm - 2700K
2196lm/4392lm - 3000K
2268lm/4536lm - 4000K
UGR | < 16
Beam Angle | 15° 24° 38° 60°
Driver Placement | In-built



Pendant M - Circle
#2138


Power | 1196MM-24W/2389MM-48W
Lumen / CCT | 2148lm/4296lm - 2700K
2196lm/4392lm - 3000K
2268lm/4536lm - 4000K
UGR | < 16
Beam Angle | 15° 24° 38°
Driver Placement | In-built



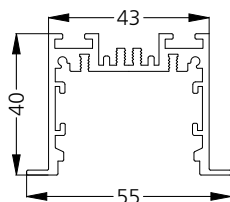
Pendant M - Wash
#2139

Power | 1196MM-24W/2389MM-48W
Lumen / CCT | 1884lm/3768lm - 2700K
1932lm/3864lm - 3000K
1992lm/3984lm - 4000K
UGR | < 16
Beam Angle | Wallwash
Driver Placement | In-built

Numinous - Profile



Recessed L
#2129



Connection Module

L - Module



300x43x40-2

+ - Module



300x43x40-4

X - Module




300x43x40-4

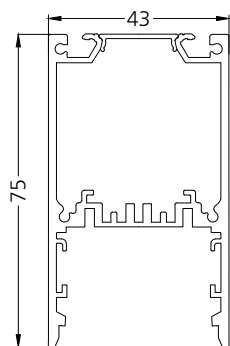
Custom



300x43x40-2



Pendant L
#2130



Connection Module

L - Module



300x43x75-2

+ - Module



300x43x75-4

X - Module



300x43x75-4

Custom



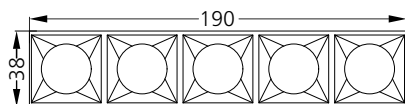
300x43x75-2

Note : The maximum capacity of the individual module is 12W per 190mm for Numinous L but the maximum capacity of the profile in which the modules are placed in a continuous length is 30W/m for Numinous L profile.

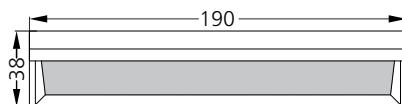
Numinous - Modules

LED	Typ CRI	Body Finish	Reflector Finish	IP Rating	Dimming Options	Filter Options
High Power 3 Step MacAdam L90-B10 60,000Hrs	92	Matt White Matt Black	Specular Pearl Black	IP20	Non Dim Triac Analog Dali	NA

Numinous Modules



Module L - Brick 190
#2131



Module L - Wash 190
#2132



Module L - Diffused 200
#2133

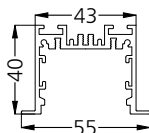
Power	12W - 300mA	12W - 300mA	6W - 24V
Lumen / CCT	1080lm - 2700K 1100lm - 3000K 1140lm - 4000K	950lm - 2700K 970lm - 3000K 1000lm - 4000K	528lm - 2700K 546lm - 3000K 558lm - 4000K 576lm - 6500K
UGR	<16	<16	<19
Beam Angle	15° 24° 38° 60°	Wallwash	Diffused
Driver Placement	Remote	Remote	Remote



Uplight Component - Svelte Series
#2001 / #2002

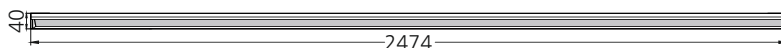
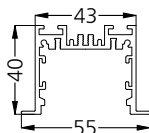
Numinous - Recessed

LED	Typ CRI	Trim Finish	Reflector Finish	IP Rating	Dimming Options	Filter Options
High Power 3 Step MacAdam L90-B10 60,000Hrs	92	Matt White Matt Black	Specular Pearl Black	IP20	Non Dim Triac Analog Dali	NA



Recessed L - Brick
#2140

Power	1144MM-36W/2474MM-72W
Lumen / CCT	3240lm/6480lm - 2700K 3297lm/6594lm - 3000K 3420lm/6840lm - 4000K
UGR	< 16
Beam Angle	15° 24° 38° 60°
Driver Placement	Remote



Recessed L - Wash
#2141

Power	1144MM-36W/2474MM-72W
Lumen / CCT	2847lm/5694lm - 2700K 2880lm/5760lm - 3000K 2998lm/5996lm - 4000K
UGR	< 16
Beam Angle	Wallwash
Driver Placement	Remote

Numinous - Pendant

LED
High Power
3 Step MacAdam
L90-B10 60,000Hrs

Typ CRI
92

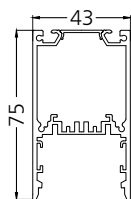

Body Finish
Matt White
Matt Black

Reflector Finish
Specular
Pearl Black

IP Rating
IP20

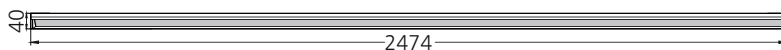
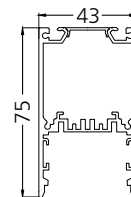
Dimming Options
Non Dim
Triac
Analog
Dali

Filter Options
NA



Pendant L - Brick
#2142

Power	1144MM-36W/2474MM-72W
Lumen / CCT	3240lm/6480lm - 2700K 3297lm/6594lm - 3000K 3420lm/6840lm - 4000K
UGR	< 16
Beam Angle	15° 24° 38° 60°
Driver Placement	In-built



Pendant L - Wash
#2143

Power	1144MM-36W/2474MM-72W
Lumen / CCT	2847lm/5694lm - 2700K 2880lm/5760lm - 3000K 2998lm/5996lm - 4000K
UGR	< 16
Beam Angle	Wallwash
Driver Placement	In-built



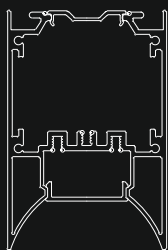
Project - Shantanu & Nikhil
Delhi, India

Acumis Deep - Features


New Deep Recessed diffused linear fixtures with low glare ratio & better visual comfort



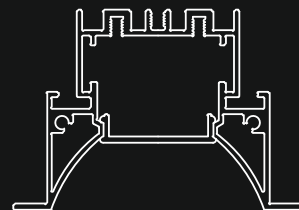
Pendant



Deep Set Light Source



Recessed



Deep Set Light Source

Acumis - Features

Diffused Linear range for general lighting in recessed, surface & pendant mounting options with LED modules which can be extended in 50mm lengths

Recessed


S - 50x35mm
M - 65x35mm

Surface

S - 35x35mm
M - 50x35mm

Pendant

S - 35x70mm
M - 50x70mm

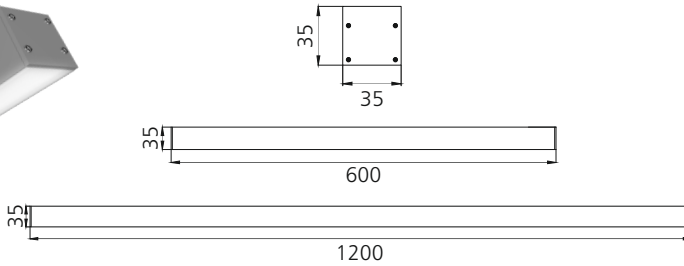



L'azure Exclusive 30 meter continuous Micropismatic diffuser.



Acumis - Surface

LED	Typ CRI	Body Finish	Min Length	Max Length	Diffuser	Voltage	IP Rating
Mid Power 3 Step MacAdam L90-B10 60,000Hrs	92	Matt White Matt Black	50MM	3000MM	Standard - Opal Diffuser Microprismatic - Opal Diffuser	DC24V	IP20



Surface S
#2111

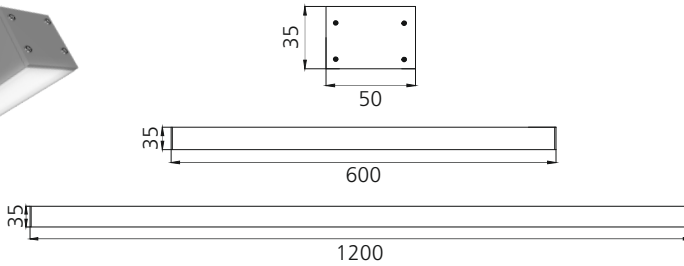



'L' Joint



'L' Joint

Power	600MM-12W/1200MM-24W
Lumen / CCT	1065lm/2135lm - 2700K 1095lm/2185lm - 3000K 1125lm/2255lm - 4000K 1150lm/2305lm - 6500K
UGR	< 19
Beam Angle	Diffused
Driver Placement	Remote



Surface M
#2112



'L' Joint

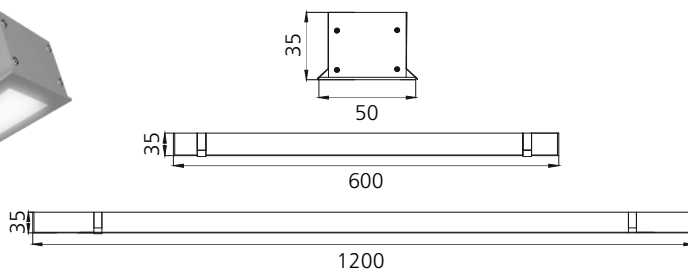


'L' Joint

Power	600MM-18W/1200MM-36W
Lumen / CCT	1605lm/3205lm - 2700K 1645lm/3285lm - 3000K 1695lm/3380lm - 4000K 1730lm/3460lm - 6500K
UGR	< 19
Beam Angle	Diffused
Driver Placement	Remote

Acumis - Recessed

LED	Typ CRI	Trim Finish	Min Length	Max Length	Diffuser	Voltage	IP Rating
Mid Power 3 Step MacAdam L90-B10 60,000Hrs	92	Matt White Matt Black	50MM	3000MM	Standard - Opal Diffuser Microprismatic - Opal Diffuser	DC24V	IP20



Recessed S
#2113

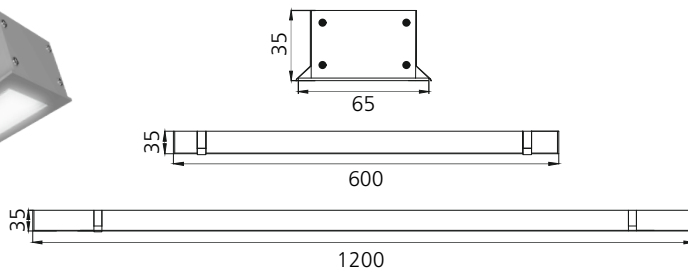



'L' Joint



'L' Joint

Power	600MM-12W/1200MM-24W
Lumen / CCT	1065lm/2135lm - 2700K 1095lm/2185lm - 3000K 1125lm/2255lm - 4000K 1150lm/2305lm - 6500K
UGR	< 19
Beam Angle	Diffused
Driver Placement	Remote



Recessed M
#2114



'L' Joint

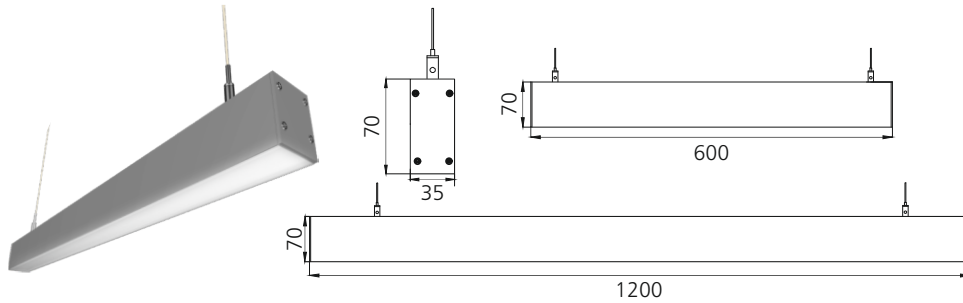


'L' Joint

Power	600MM-18W/1200MM-36W
Lumen / CCT	1605lm/3205lm - 2700K 1645lm/3285lm - 3000K 1695lm/3380lm - 4000K 1730lm/3460lm - 6500K
UGR	< 19
Beam Angle	Diffused
Driver Placement	Remote

Acumis - Pendant

LED	Typ CRI	Body Finish	Min Length	Max Length	Diffuser	Voltage	IP Rating
Mid Power 3 Step MacAdam L90-B10 60,000Hrs	92	Matt White Matt Black	50MM	3000MM	Standard - Opal Diffuser Microprismatic - Opal Diffuser	AC230V	IP20



Pendant S
#2115



'I' Joint

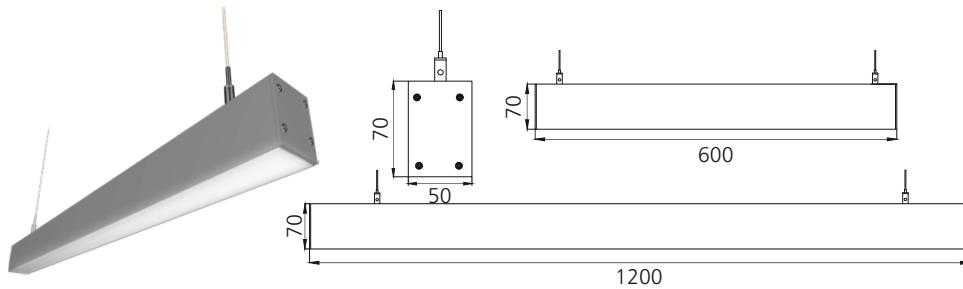


'L' Joint



Suspension Wire

Power	600MM-12W/1200MM-24W
Lumen / CCT	1065lm/2135lm - 2700K 1095lm/2185lm - 3000K 1125lm/2255lm - 4000K 1150lm/2305lm - 6500K
UGR	< 19
Beam Angle	Diffused
Driver Placement	In-built



Pendant M
#2116



'I' Joint



'L' Joint

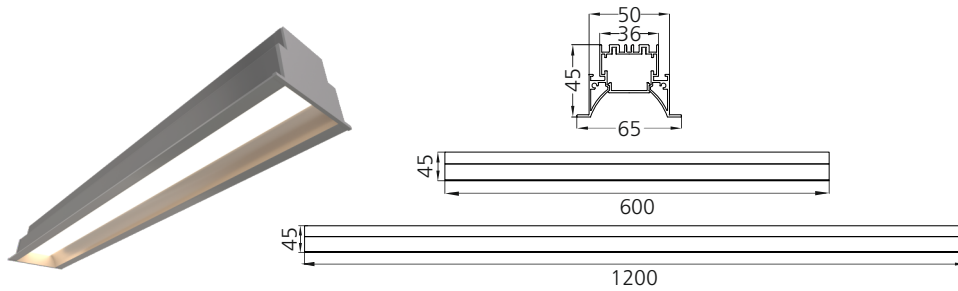


Suspension Wire


Power	600MM-18W/1200MM-36W
Lumen / CCT	1605lm/3205lm - 2700K 1645lm/3285lm - 3000K 1695lm/3380lm - 4000K 1730lm/3460lm - 6500K
UGR	< 19
Beam Angle	Diffused
Driver Placement	In-built

Acumis - Deep

LED	Typ CRI	Trim Finish	Min Length	Max Length	Diffuser	Voltage	IP Rating
Mid Power 3 Step MacAdam L90-B10 60,000Hrs	92	Matt White Matt Black	50MM	2000MM	Standard - Opal Diffuser	AC230V DC24V	IP20

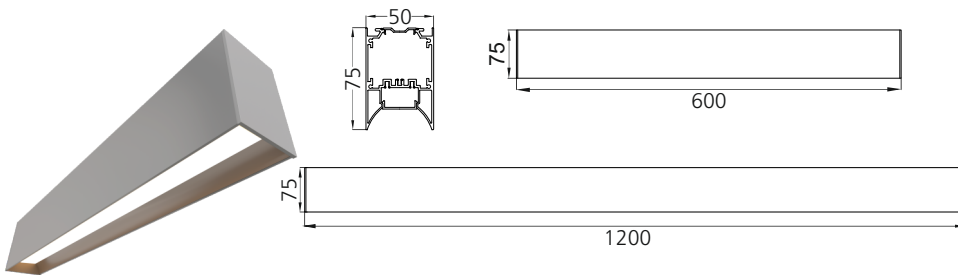


Deep Recessed M
#2117



'L' Joint 'L' Joint

Power	600MM-18W/1200MM-36W
Lumen / CCT	1605lm/3205lm - 2700K 1645lm/3285lm - 3000K 1695lm/3380lm - 4000K 1730lm/3460lm - 6500K
UGR	< 19
Beam Angle	Diffused
Driver Placement	Remote - DC24V



Deep Pendant M
#2118



'L' Joint 'L' Joint Suspension Wire

Power	600MM-18W/1200MM-36W
Lumen / CCT	1605lm/3205lm - 2700K 1645lm/3285lm - 3000K 1695lm/3380lm - 4000K 1730lm/3460lm - 6500K
UGR	< 19
Beam Angle	Diffused
Driver Placement	In-built - AC230V